



HIGH PERFORMANCE FULL YARD SOUND SYSTEMS

A GUIDE TO YOUR PREPLANNED LANDSCAPE AUDIO OPTIONS

DISCREET STYLING



TITANIUM TWEETERS

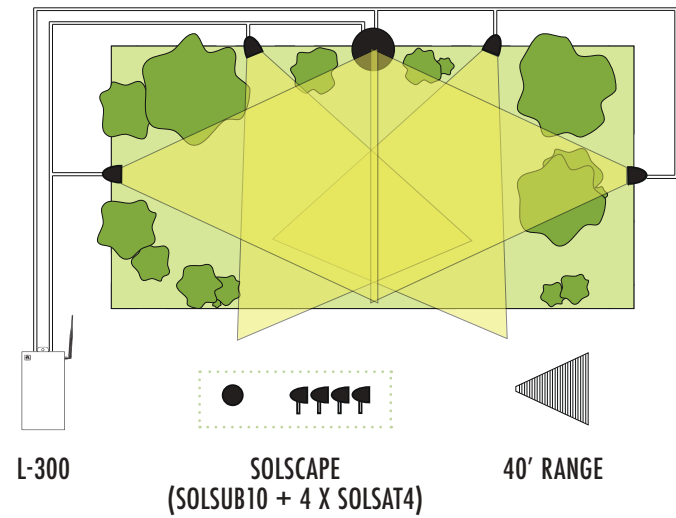


PASSIVE RADIATORS

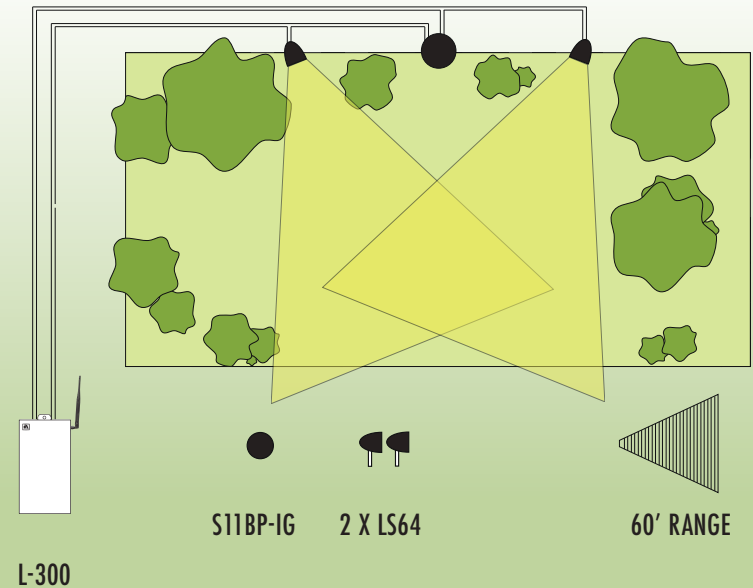


PREPLANNED OUTDOOR SYSTEMS

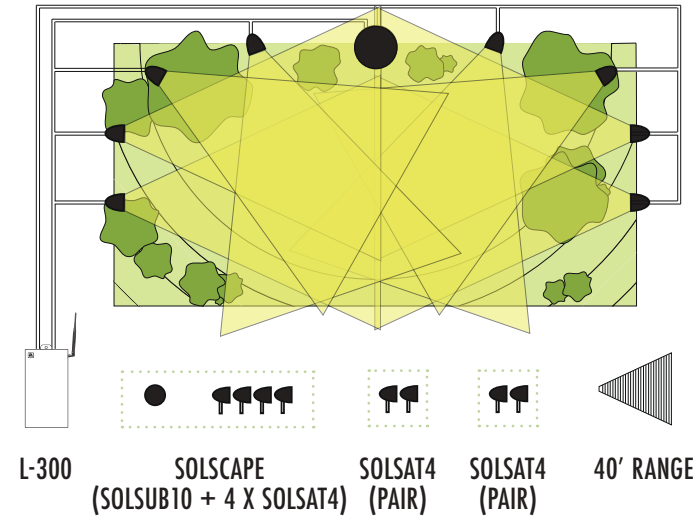
SITEONE LS KIT 1 • Approx. 1,500 SQFT



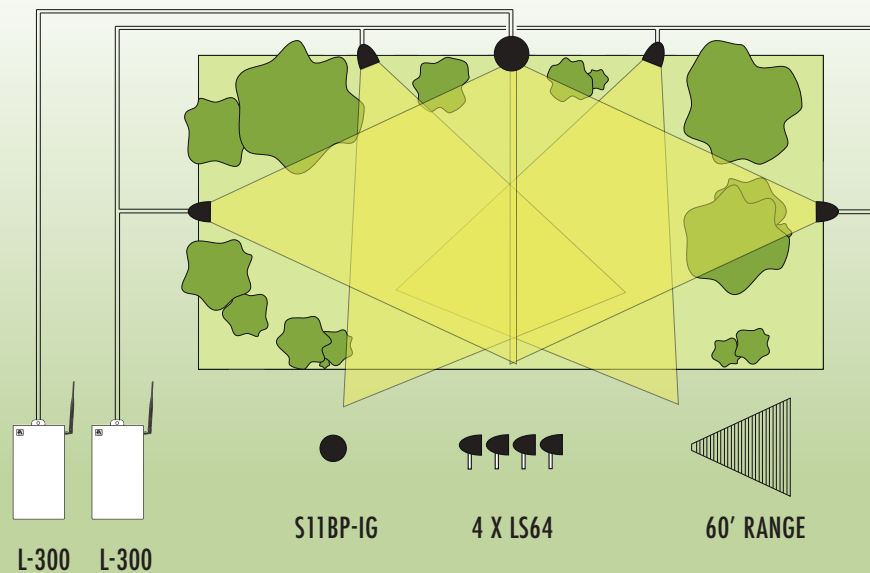
SITEONE LS KIT 3 • Approx. 3,000 SQFT



SITEONE LS KIT 2 • Approx. 2,500 SQFT



SITEONE LS KIT 4 • Approx. 3,500+ SQFT



TRUSTED & EXPERIENCED PREPLANNED PACKAGES



SITEONE LS KIT 1

APPROX. 1,500 SQFT

- 1 x L-300 Amplifier
- 1 x SOLSUB10 Burial/Hardscape Sub.
- 4 x SOLSAT4 Landscape Speakers (Integrated Stakes)



SITEONE LS KIT 3

APPROX. 3,000 SQFT

- 1 x L-300 Amplifier
- 1 x S11BP-IG Burial Subwoofer
- 2 x LS64 Landscape Speakers
- 2 x LSL S Stakes



SITEONE LS KIT 2

APPROX. 2,500 SQFT

- 1 x L-300 Amplifier
- 1 x SOLSUB10 Burial/Hardscape Sub.
- 8 x SOLSAT4 Landscape Speakers (Integrated Stakes)



SITEONE LS KIT 4

APPROX. 3,500 SQFT +

- 2 x L-300 Amplifiers
- 1 x S11BP-IG Burial Subwoofer
- 4 x LS64 Landscape Speakers
- 4 x LSL S Stakes



SITEONE LS KIT 1 & 2 FEATURES



BURIAL OR HARDSCAPE



SPIKES INCLUDED




DISCREET STYLING



TWO-WAY DESIGN

- ✂ • Simple, fast & flexible installation, with easy expandability
- ⚡ • Coaxial two way speakers
- ✓ • Sound can be directed inwards/ eliminating disturbances to surrounding neighbors
- 💧 • IPX6 Rated - Engineered to withstand any conditions from 4 ° to 176 °F (-15.5 ° to 80 °C)



- ✓ • Mounting spikes included
- ✓ • Burial speaker wire sold separately

Your 2 conductor wire is all that's needed to plant the Kit 1 or 2 directly into your landscape. The SOLSAT4 satellite speakers come with rust-proof HDPE stakes attached that spike right into a foundation of rock, grass, and soil with ease. The 10" dual voice coil subwoofer body can be embedded underground or used over hardscape, providing resounding bass.

SITEONE LS KIT 3 & 4 FEATURES



THUNDERPOUNDING BASS



HIGH DEFINITION AUDIO


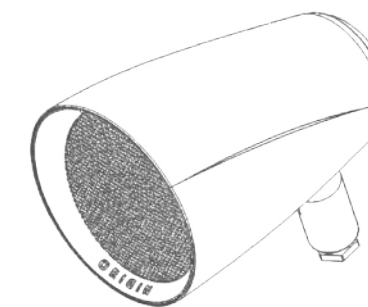


PASSIVE RADIATORS



TITANIUM TWEETERS

- ✂ • Cover more area than twice the LSAT count
- ✓ • Deep Resounding Bass
- 🌱 • Tree mount or surface mount options
- ✓ • All mounting hardware included
- ✓ • Burial speaker wire sold separately



The bullet-style LS64 landscape loudspeaker provides just what you need for outdoor audio: rock-solid IPX6 build, premium drivers, heavy-duty 50W 70V taps, and flexible mounting hardware. With the powerful Ambisonic S11BP-1G burial subwoofer and L-300 amp, the entire system can be dialed in for a fantastic result.

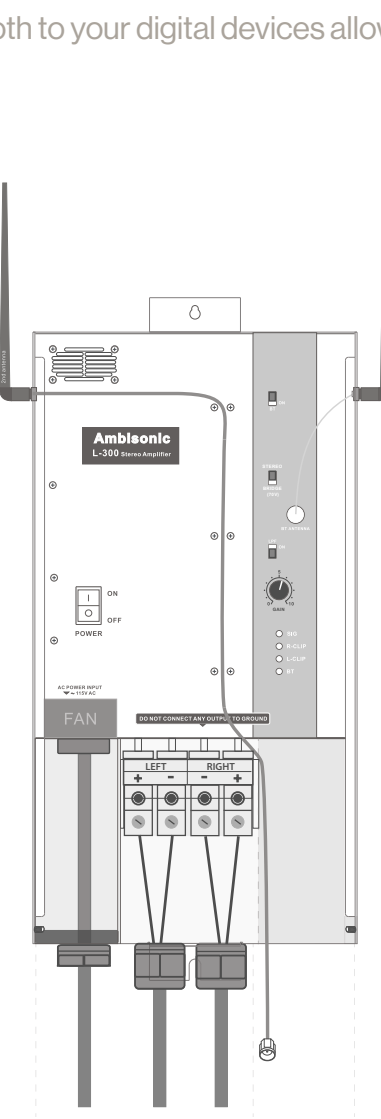
From a simple sub & sat system near the patio, to a massive design with numerous subs and satellites covering literally acres of landscape, the scalability is essentially limitless. Any coverage and performance parameters you can imagine are now possible.

L-300 AMPLIFIER FEATURES

The new L-300 amplifier has been designed and engineered to deliver the best possible “Audiophile” quality sound.

Featuring 2 channels of clean power for many outdoor applications and designed with an IP-66 All-Weather Steel enclosure finish. Easily connects through

Bluetooth to your digital devices allowing you to play music content from your favorite streaming services or personal catalogs.



-  • All Weather Robust Stainless Steel enclosure IP-66
-  • Link Multiple Systems
-  • Bluetooth 5.0 Connectivity
-  • BTL Bridge mode switch
-  • 120Hz LPF switch: to use as subwoofer amp
-  • Line in and out on Phoenix connectors
-  • Input sensitivity volume knob for matching gain to source (preamp)
-  • High Fidelity Performance
-  • Simple installation & wiring



COMPONENT	L-300
CHANNELS	2 Channels: 150W @ 8Ω 250W @ 4Ω
MOUNTING	Surface Mount
CONNECTIVITY	Bluetooth
FINISH	All Weather IP66
DIMENSIONS	7" W x 6.25" D x 12.75" H
FEATURES	<ul style="list-style-type: none"> • 120Hz LPF switch as subwoofer amp • BTL Bridge mode switch • Input sensitivity

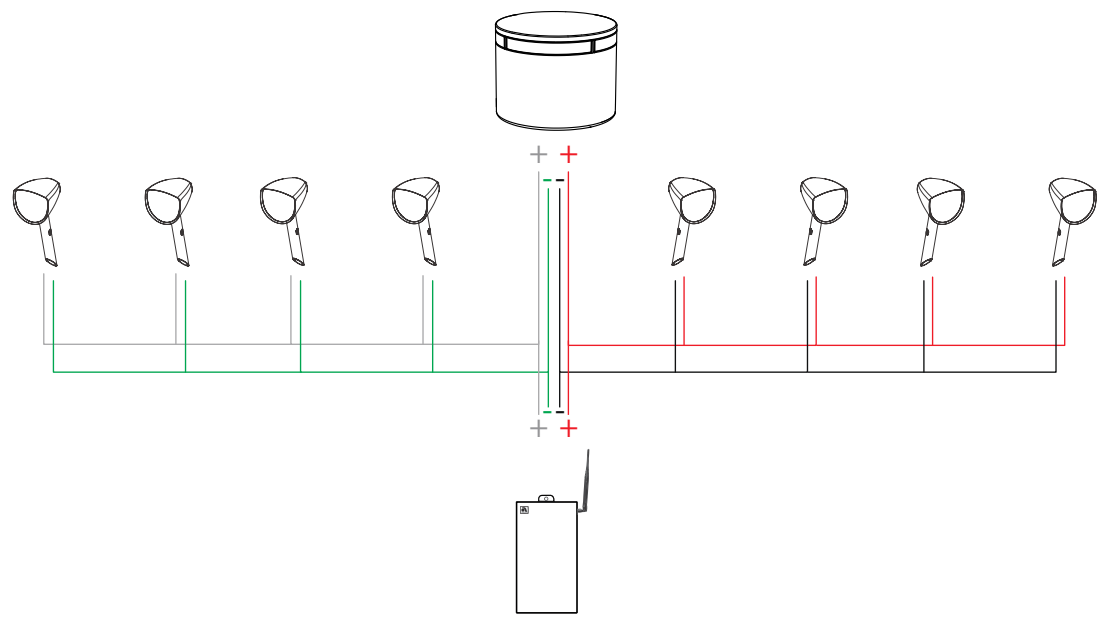
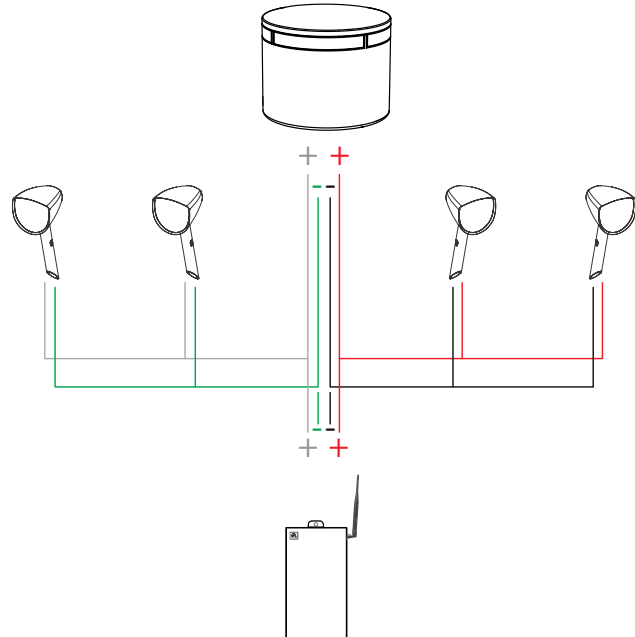
ADDITIONAL SOLUTIONS & DESIGNS



SITEONE LS KITS 1 & 2 SPECIFICATIONS

KIT 1

KIT 2



COMPONENT	SOLSAT4	SOLSUB10
WOOFER	4.25" Polypropylene	10" Dual Voice-Coil Polypropylene
TWEETER	0.75" PEI	N/A
FREQ. RESPONSE	90Hz-20kHz +/-10dB	35Hz - 150Hz +/-10dB
POWER HANDLING	120W - 240W	120W - 240W
IMPEDANCE	Kit 8 Ω Nominal	Kit 8 Ω Nominal
SPL	87dB +/- 3dB	N/A
FINISH	Weather & UV Resistant ABS	Sealed Enclosure for Low Bass Extension
DIMENSIONS	18" H x 5 3/4" W x 7 1/16" D	12 7/8" H x 15 3/4" Dia

SOLSAT4

SOLSUB10



60° Dispersion Range

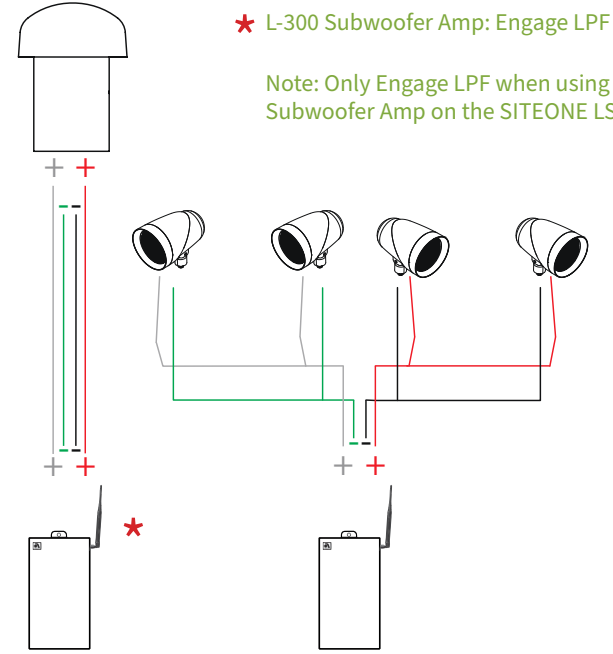
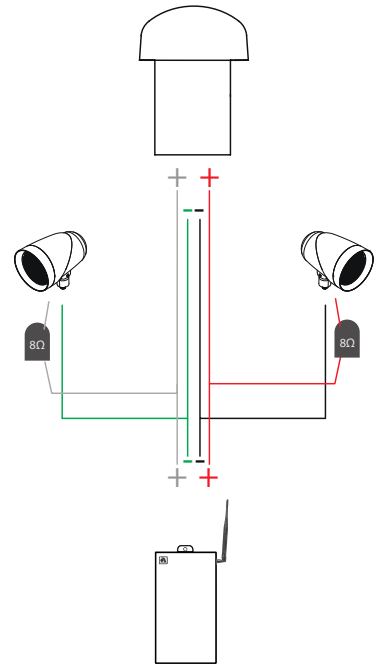


360° Dispersion Range

SITEONE LS KITS 3 & 4 SPECIFICATIONS

KIT 3

KIT 4



★ L-300 Subwoofer Amp: Engage LPF
 Note: Only Engage LPF when using L-300 Subwoofer Amp on the SITEONE LS Kit 4

COMPONENT	LS64	S11BP-IG
WOOFER	6" Poly, Passive Radiator	11" Dual Voice Coil Polypropylene
TWEETER	1" Titanium	N/A
FREQ. RESPONSE	60Hz-20kHz +/-3dB	41Hz - 150Hz +/-3dB
POWER HANDLING	50W RMS 150W Peak	200W x 2 AES 400W x 2 Peak
IMPEDANCE	8 Ω or 70 V	8 Ω or 70 V
SPL	106dB	N/A
FINISH	Rugged Injected Molded Plastic	Rubber Surround Dark Brown Canopy
DIMENSIONS	11"L x 7"Dia x 7"H	12 3/16" Dia x 23" H 17" Dia x 8 7/16" Canopy

LS64

S11BP-IG



90° Dispersion Range



360° Dispersion Range

WHEN THE BEST SOUND MATTERS...

CHOOSE A CUSTOMIZED LANDSCAPE AUDIO DESIGN

Let our Design Services team design you the ideal sound coverage for your landscape audio system. With our expertise & experience, we can suggest the ideal type of system for your scenario and set up, and pinpoint specific listening areas and zones. We will specify the correct speaker placement & direction for each situation, adjusting each design to achieve the highest sound experience; for full quality and even coverage, without disturbing your neighbors.



The goal is to discreetly hide satellite speakers and subwoofers out of sight within plants, shrubs and trees while not compromising any performance. We will provide you with a system speaker position plan illustrating exactly where your satellite speakers and subwoofers will be placed within your landscape, to easily visualize your custom sound coverage before installation.

You'll be able to see your oasis before it's built.



DSP-700



LSR60



6.5HD



10HDR-AW

12HDR-AW

S11BP

10BP-IG

12BP-IG

ROCK80 G

ROCK80 S

LSR80

6.5HD-AW-S

6.5HD-AW-L



1050 B/W



1060 B/W



1080 B/W

Make sure your next outdoor installation blows your clients away.

Send design requests to: design@originacoustics.com

THE BEST CHOICE.



SiteOne[®]
LANDSCAPE SUPPLY

Limited Lifetime Warranty on SOLSCAPE & SOLSAT4 (KITS 1&2)

5 Year Limited Warranty on LS64 (KITS 3 & 4)

3 Year Limited Warranty on S11BP-IG (KITS 3 & 4)

3 Year Limited Warranty on L-300 Amp (KITS 1 - 4)



AMBISONIC

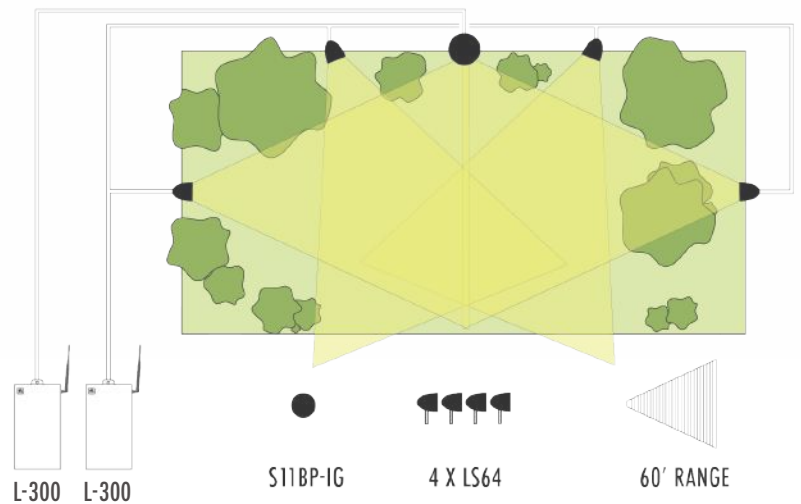
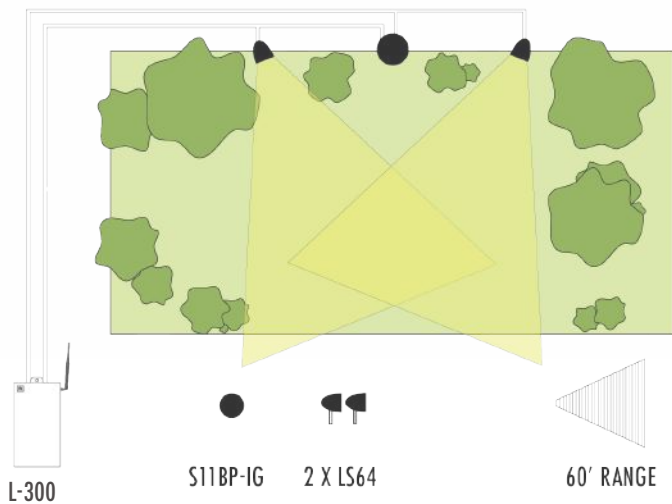
WHEN THE BEST SOUND MATTERS...

From a simple sub/sat system for a patio, to a massive design with numerous subs and satellites covering acres of landscape, the scalability is essentially limitless. Any coverage and performance parameters you can imagine are now possible.

SITEONE LS KIT 3



SITEONE LS KIT 3





THUNDERPOUNDBASS



HIGH DEFINITION AUDIO



PASSIVE RADIATORS



TITANIUM TWEETERS



L-300 2 CHANNEL AMP

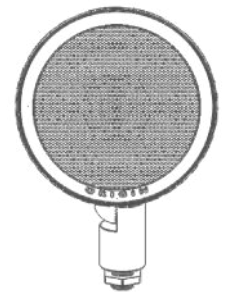
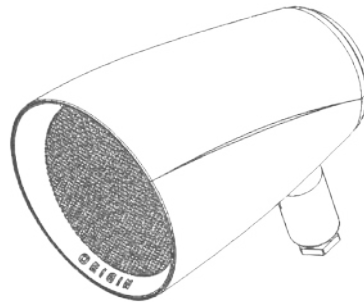
SITEONE LS KIT 3 APPROX. 3,000 SQFT

- 1 x L-300 Amplifier
- 1 x S11BP-IG Burial Subwoofer
- 2 x LS64 Landscape Speakers
- 2 x LSLS Landscape Stakes

SITEONE LS KIT 4 APPROX. 3,500+ SQFT

- 2 x L-300 Amplifiers
- 1 x S11BP-IG Burial Subwoofer
- 4 x LS64 Landscape Speakers
- 4 x LSLS Landscape Stakes

- Cover more area than twice the LSAT count
- Deep Resounding Bass
- Tree mount or surface mount options
- All mounting hardware included
- Burial speaker wire sold separately



L-300 AMP FEATURES

The new L-300 amplifier has been designed and engineered to deliver the best possible "Audiophile" quality sound. Featuring 2 channels of clean power for many outdoor applications and designed with an IP-66 All-Weather Steel enclosure finish. Easily connects through Bluetooth to your digital devices allowing you to play music content from your favorite streaming services or personal catalogs.

- All Weather Robust Stainless Steel enclosure IP-66
- Link Multiple Systems
- Bluetooth 5.0 Connectivity
- BTL Bridge mode switch
- 120Hz LPF switch: to use as subwoofer amp
- Line in and out on Phoenix connectors
- Input sensitivity volume knob for matching gain to source (preamp)
- High Fidelity Performance
- Simple installation & wiring

COMPONENT
CHANNELS
MOUNTING
CONNECTIVITY
FINISH
DIMENSIONS
FEATURES

- L-300**
2 Channels: 150W @ 8Ω | 250W @ 4Ω
Surface Mount
Bluetooth
All Weather IP66
7" W x 6.25" D x 12.75" H
- 120Hz LPF switch as subwoofer amp
 - BTL Bridge mode switch
 - Input sensitivity

